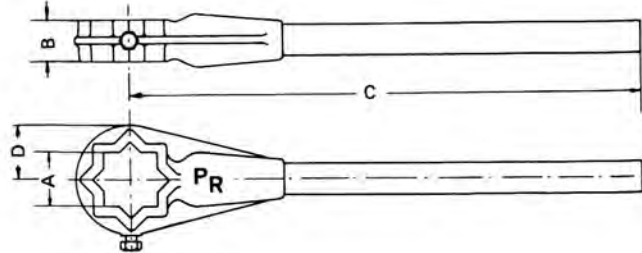
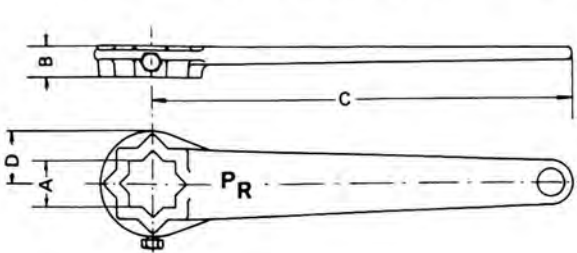




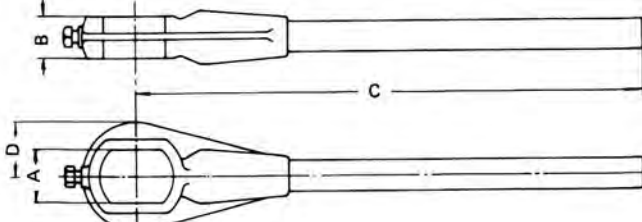
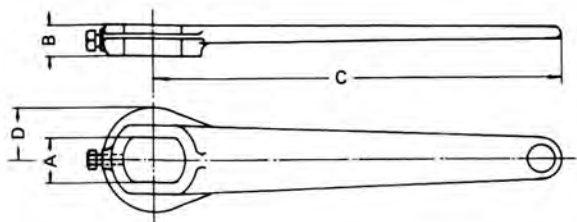
TAPER PLUG VALVES

Dimension of wrenches

Standard wrench type 8K (Short)



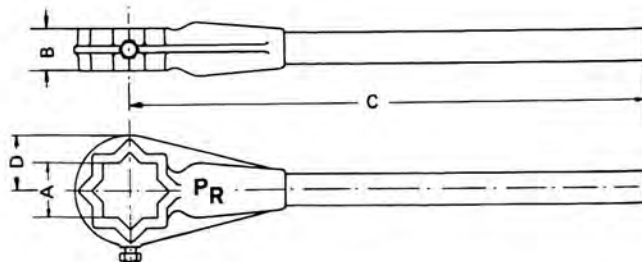
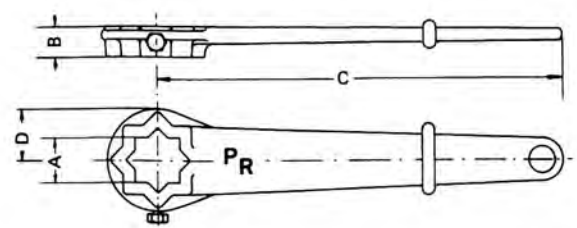
Standard wrench type 2K (Short)



A	B	C	D
17	14	140	20
19	16	150	22
24	18	200	26
27	20	225	30
30	22	280	33
36	26	330	38
50	40	420	52

A	B	C	D
55	45	815	58
65	50	940	70
70	50	1090	76

Wrench type 8L (Long)



A	B	C	D
17	14	230	20
22	20	300	30
24	20	300	30
27	20	340	30
30	26	420	38
36	26	470	42

A	B	C	D
41	35	650	50
50	45	815	58
55	50	1090	70
65	50	1270	80